

ARL LED Series

Aero Ray Large LED Parking and Area



ARL LED Series

SPECIFICATIONS

- Die Cast Aluminum Housing and Front Frame
- Tempered Clear Flat Glass Lens
- Bronze Powder Coat Finish, Optional Custom Color
- CRI LED Aluminum Substrate CRI Board
- Universal Volt Electronic Driver 120-277V
- 3K, 4K, 5K or Turtle Amber LED Color Options
- Integral Heat Sinking
- Choice of Light Distributions
- Optional Surge Protection
- Optional Dimming
- Optional House Side Shield

APPLICATIONS

- General Area/Pathway Lighting
- Entries, Walkways, Roadway, Area
- Schools, Hospitals, Office, Commercial Buildings

ELECTRICAL

- 120-277V 50/60Hz
- Optional 480V 50/60Hz
- 167 Watts; 19,409 Lumens (3K, 4K or 5K)
- 256 Watts; 25,737 Lumens (3K, 4K or 5K)
- 167 Watts; 12,100 Lumens (TFL Amber)

INSTALLATION

- Various Mounting Options (See Options)

CERTIFICATIONS/LISTINGS

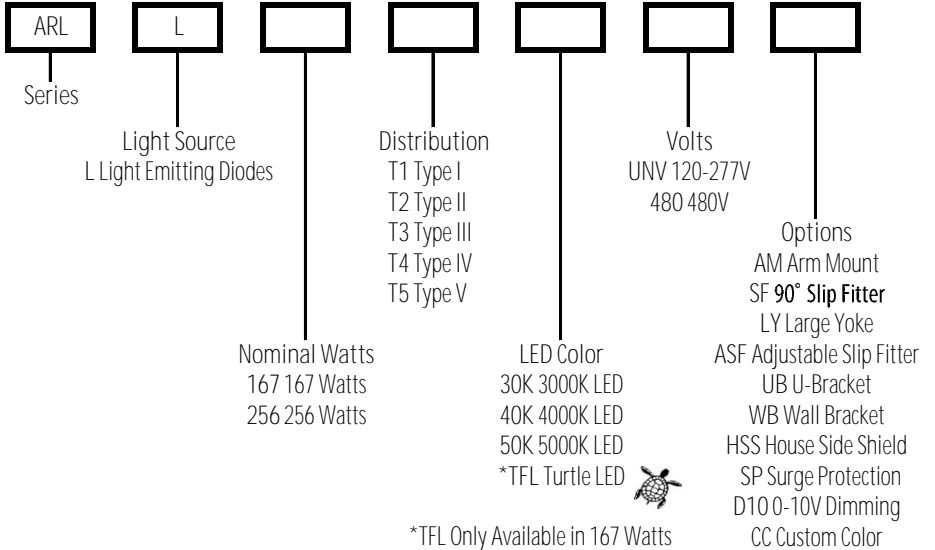
- CSA Listed
- IP66
- Listed for Wet Locations



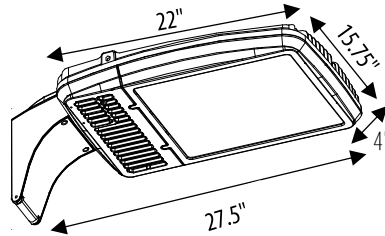
PROJECT _____ TYPE _____
 QTY _____ NOTES _____ APPROVAL _____

ORDERING/SPECIFYING INFORMATION:

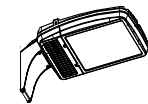
EXAMPLE: ARL L 167 T5 40K UNV



SPECIFICATIONS



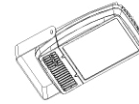
OPTIONS/ACCESSORIES



AM Arm Mount



SF 90° Slip Fitter



LY Large Yoke



ASF Adjustable Slip Fitter



UB U-Bracket



WB Wall Bracket



HSS House Side Shield

Specifications Subject to Change

