

WPM LED Series

LED Medium Glass Wall Pack



WPM LED Series

SPECIFICATIONS

- Die Cast Aluminum Housing
- Prismatic Borosilicate Glass Lens
- Bronze Powder Coat Finish, Optional Custom Color
- CRI LED Aluminum Substrate Board
- Universal Volt LED Driver 120-277V, Optional 480V
- 3K, 4K or 5K LED Color Options
- Optional Emergency Battery
- Optional Dimming
- Optional Surge Protection
- Optional Vandal Guard, Wire Guard, Glare Shield and Full Cut Off

APPLICATIONS

- General Area, Facade Lighting, Entry Lighting
- Platforms, Walkways, Parking, Tunnels
- Schools and Universities
- Commercial, Warehouse, Industrial Facilities

ELECTRICAL

- 120-277V 50/60Hz
- Optional 480V 50/60Hz
- 41 Watts; 5,203 Lumens

INSTALLATION

- Mounts Over Recessed Box or with Surface Conduit

CERTIFICATIONS/LISTINGS

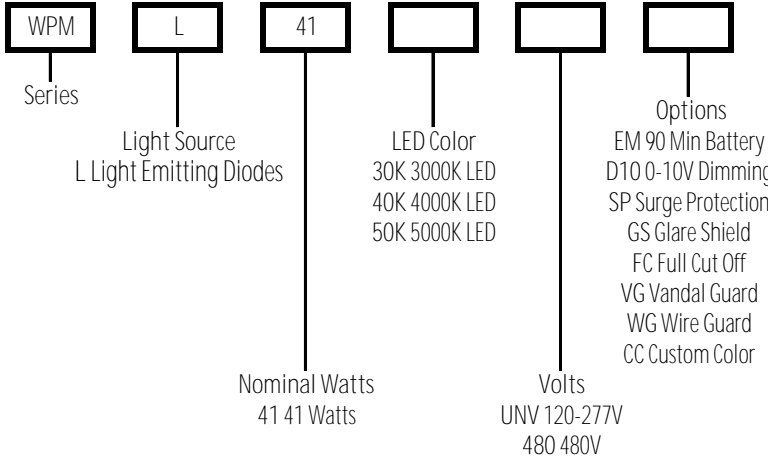
- CSA Listed
- IP65
- Listed for Wet Locations

PROJECT _____ TYPE _____

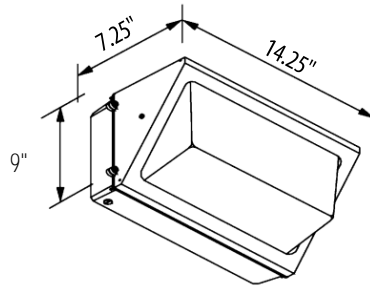
QTY _____ NOTES _____ APPROVAL _____

ORDERING/SPECIFYING INFORMATION:

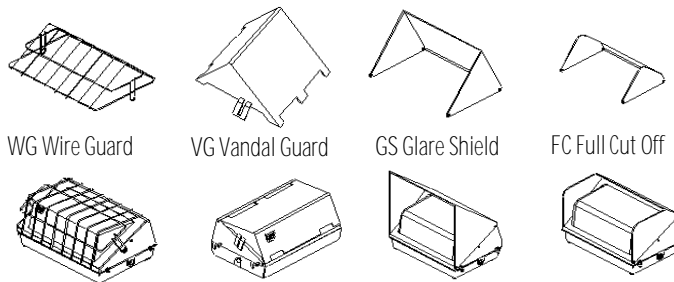
EXAMPLE: WPM L 41 40K UNV



SPECIFICATIONS



OPTIONS/ACCESSORIES



Specifications Subject to Change

