



WPL LED Series

SPECIFICATIONS

- Die Cast Aluminum Housing
- Borosilicate Molded Glass Lens
- Bronze Powder Coat Finish, Optional Custom Color
- Hinged Door Frame
- Uniform Poured Silicone Gaskets
- CRI LED Aluminum Substrate Board
- Universal Volt LED Driver 120-277V, Optional 480V
- 3K, 4K or 5K LED Color Options
- Stainless Steel Hardware
- Optional Emergency Battery (CF/LED)
- Optional Dimming
- Optional Surge Protection
- Optional Photocell
- Optional Vandal Guard, Wire Guard, Glare Shield and Full Cut Off

APPLICATIONS

- General Area, Facade Lighting, Entry Lighting
- Platforms, Walkways, Parking, Tunnels
- Schools and Universities
- Commercial, Warehouse, Industrial Facilities

ELECTRICAL

- 120-277V 50/60Hz
- Optional 480V 50/60Hz
- 58 Watts; 8,025 Lumens

INSTALLATION

- Mount Over Recessed Box or with Surface Conduit

CERTIFICATIONS/LISTINGS

- CSA Listed
- IP65
- Listed for Wet Locations



PROJECT _____ TYPE _____

QTY _____ NOTES _____ APPROVAL _____

ORDERING/SPECIFYING INFORMATION:

EXAMPLE: WPL L 58 40K UNV



Series

Light Source
L Light Emitting Diodes

LED Color
30K 3000K LED
40K 4000K LED
50K 5000K LED

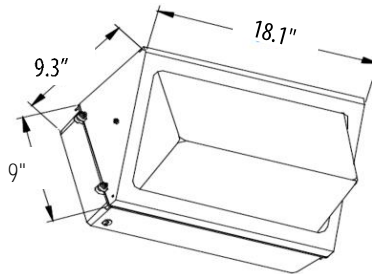
Nominal Watts
58 58 Watts

Volts
UNV 120-277V
480 480V

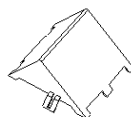
Options

- EM 90 Min Battery (CF/LED)
- D10 0-10V Dimming (LED)
- SP Surge Protection
- PC Photocell
- GS Glare Shield
- FC Full Cutt Off
- VG Vandal Guard
- WG Wire Guard
- CC Custom Color

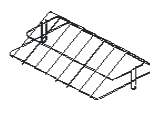
SPECIFICATIONS



OPTIONS/ACCESSORIES



VG Vandal Guard



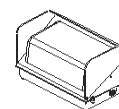
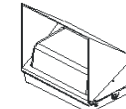
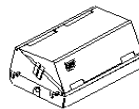
WG Wire Guard



FC Full Cutoff



GS Glare Shield



Specifications Subject to Change