

# BFR LED Series

# LED Round Flat Top Bollard with Cone Reflector



BFR LED Series

### SPECIFICATIONS

- Extruded Aluminum Housing
- Die Cast Aluminum Base and Top
- Internal Cone Reflector
- Clear Polycarbonate Lens
- Bronze, White or Black Powder Coat Finish, Optional Custom Color
- CRI LED Aluminum Substrate Board
- Universal Volt LED Driver 120-277V, Optional 480V
- 3K, 4K, 5K or Turtle LED Color Options
- Optional House Side Shield
- Optional Surge Protection
- Optional Dimming
- Optional Emergency Battery Pack
- 50,000 Hour Life with 3 Year LED Warranty

### APPLICATIONS

- General Area/Pathway Lighting
- Entries, Walkways, Pathways, Area
- Schools, Hospitals, Office, Commercial Buildings
- Ingress/Egress, Campuses

### ELECTRICAL

- 120-277V; 50/60Hz
- Optional 480V; 50/60Hz
- 15 Watts; 1,519 Lumens

### INSTALLATION

- Bolt to Concrete Base or Use Direct Bury Base Option

### CERTIFICATIONS/LISTINGS

- CSA Listed
- IP65
- Listed for Wet Locations

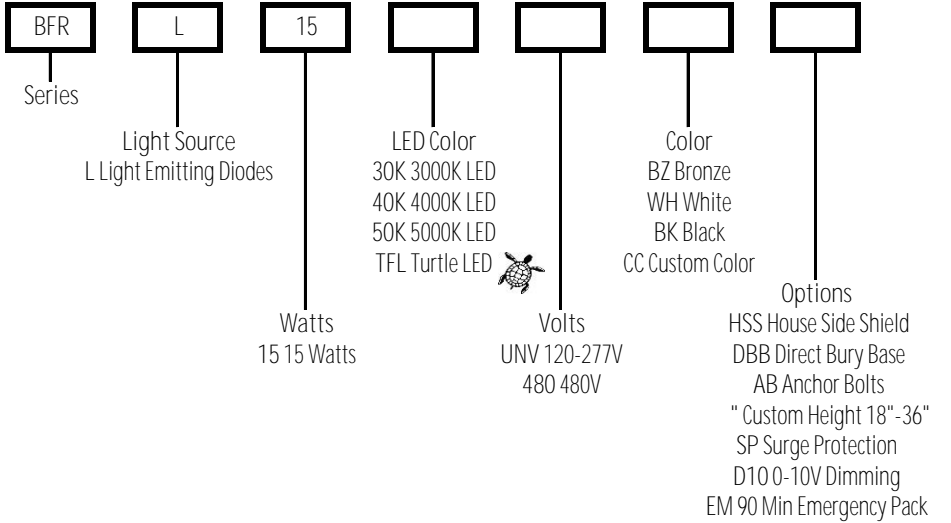


PROJECT \_\_\_\_\_ TYPE \_\_\_\_\_

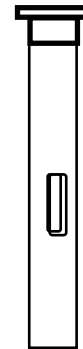

QTY \_\_\_\_\_ NOTES \_\_\_\_\_ APPROVAL \_\_\_\_\_

ORDERING/SPECIFYING INFORMATION:

EXAMPLE: BFR L 15 50K UNV BZ



### SPECIFICATIONS



DBB Direct Bury Base

### OPTIONS/ACCESSORIES



AB Anchor Bolts



HSS House Side Shield



Specifications Subject to Change