

BFL LED Series

LED Round Flat Top Bollard with Louvers



BFL LED Series

SPECIFICATIONS

- Extruded Aluminum Housing
- Die Cast Aluminum Base and Top
- Internal Louvers
- Clear Polycarbonate Lens
- Bronze, White or Black Powder Coat Finish, Optional Custom Color
- CRI LED Aluminum Substrate Board
- Universal Volt LED Driver 120-277V, Optional 480V
- 3K, 4K, 5K or Turtle LED Color Options
- Optional House Side Shield
- Optional Surge Protection
- Optional Dimming
- Optional Emergency Battery Pack
- 50,000 Hour Life with 3 Year LED Warranty

APPLICATIONS

- General Area/Pathway Lighting
- Entries, Walkways, Pathways, Area
- Schools, Hospitals, Office, Commercial Buildings
- Ingress/Egress, Campuses

ELECTRICAL

- 120-277V; 50/60Hz
- Optional 480V; 50/60Hz
- 15 Watts; 778 Lumens

INSTALLATION

- Bolt to Concrete Base or Use Direct Bury Base Option

CERTIFICATIONS/LISTINGS

- CSA Listed
- IP65
- Listed for Wet Locations

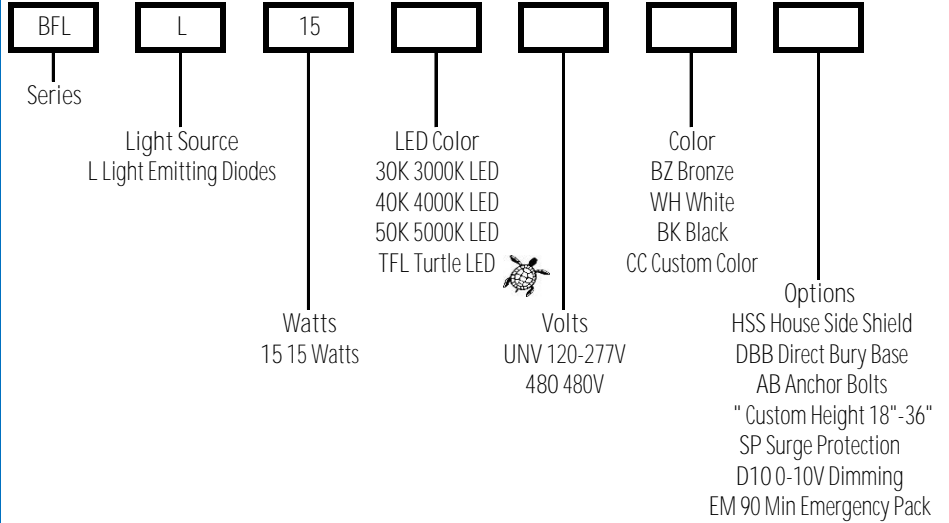


PROJECT _____ TYPE _____

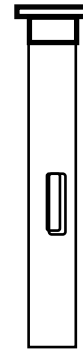

QTY _____ NOTES _____ APPROVAL _____

ORDERING/SPECIFYING INFORMATION:

EXAMPLE: BFL L 15 50K UNV BZ



SPECIFICATIONS



DBB Direct Bury Base

OPTIONS/ACCESSORIES



AB Anchor Bolts



HSS House Side Shield



Specifications Subject to Change