

BFG Series

Round Flat Top Bollard with Glass Refractor



BFG Series

SPECIFICATIONS

- Extruded Aluminum Housing
- Die Cast Aluminum Base and Top
- Prismatic Borosilicate Glass Refractor
- Clear Polycarbonate Lens
- Bronze, White or Black Powder Coat Finish, Optional Custom Color
- HID Porcelain Medium Base 4KV Socket or CF Plug-In Type, GX24Q (Non LED)
- Stainless Steel Hardware
- Multiple Light Source Options
- Various Wattages Available
- 3K, 4K, 5K or Turtle LED Color Options
- Optional House Side Shield
- Optional Surge Protection
- Optional Type III Glass Refractor

APPLICATIONS

- General Area/Pathway Lighting
- Entries, Walkways, Pathways, Area
- Schools, Hospitals, Offices, Commercial Buildings
- Ingress/Egress, Campuses

ELECTRICAL

- 120-277V; 50/60Hz: LED 15W & CF 42W & 57W
- Quad: MH & HPS 50W, 70W & 100W
- 480V: MH & HPS 70W & 100W & LED 15W
- 120V: HPS 35W, 50W, 70W & 100W

INSTALLATION

- Bolt to Concrete Base or Use Direct Bury Option

CERTIFICATIONS/LISTINGS


- CSA Listed
- Listed for Wet Locations



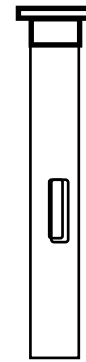
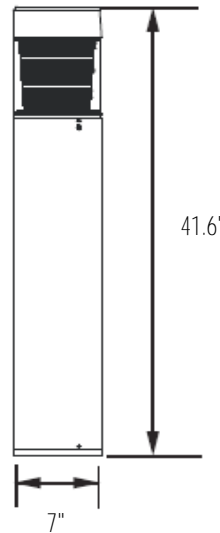
PROJECT _____ TYPE _____

QTY _____ NOTES _____ APPROVAL _____

ORDERING/SPECIFYING INFORMATION: EXAMPLE: BFG M 100 Q BZ L

BFG						
Series	Light Source M Metal Halide H High Pressure Sodium F Compact Fluorescent L Light Emitting Diodes		LED Color ___ Non LED 30K 3000K LED 40K 4000K LED 50K 5000K LED TFL Turtle LED 		Color BZ Bronze WH White BK Black CC Custom Color	Options No Lamp L Lamped
		Watts		Volts		HSS House Side Shield DBB Direct Bury Base AB Anchor Bolts " Custom Height 18"-36" SP Surge Protection T3G Type III Glass Refractor
		MH HPS CF LED		UNV 120-277V Q 120/208/240/277V 480 480V 120 120V		
		50 35 42 15 70 50 57 100 70 100				

SPECIFICATIONS



DBB Direct Bury Base

OPTIONS/ACCESSORIES



AB Anchor Bolts



HSS House Side Shield



T3G Type III Glass



Specifications Subject to Change