

# ARM Amber LED Series

# Aero Ray Mini LED Parking and Area Amber



ARM Amber LED Series

### SPECIFICATIONS

- Die Cast Aluminum Housing and Front Frame
- Tempered Clear Flat Glass Lens
- Bronze Powder Coat Finish, Optional Custom Color
- CRI LED Aluminum Substrate Board
- Universal Volt LED Driver 120-277V
- Monochromatic Amber LED Light
- Turtle Friendly, LEDs Operates Between 585 Nanometers and 595 Nanometers
- Integral Heat Sinking
- Optional Surge Protection
- Optional Dimming
- Optional House Side Shield

### APPLICATIONS

- General Area/Pathway Lighting
- Entries, Walkways, Roadway, Area
- Schools, Hospitals, Office, Commercial Buildings

### ELECTRICAL

- 120-277V; 50/60Hz
- 22 Watts; 1,159 Lumens
- 37 Watts; 1,738 Lumens

### INSTALLATION

- Various Mounting Options (See Options)

### CERTIFICATIONS/LISTINGS

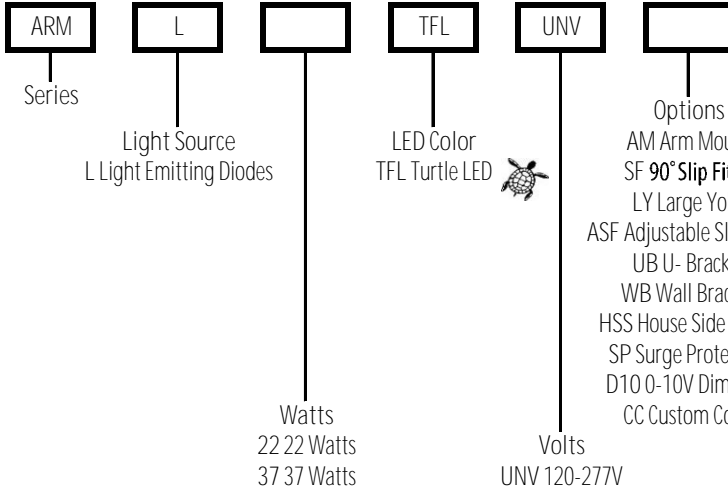
- CSA Listed
- IP66
- Listed for Wet Locations



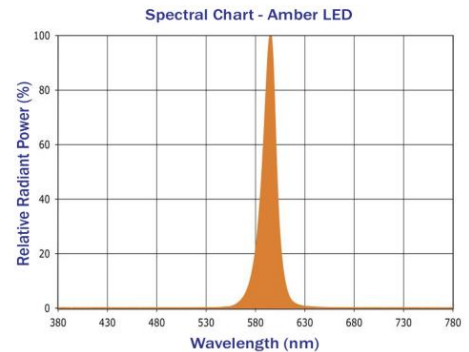
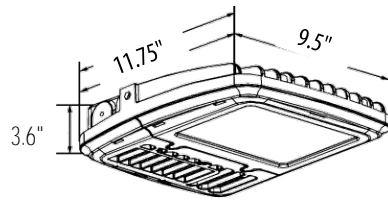
PROJECT \_\_\_\_\_ TYPE \_\_\_\_\_  
 QTY \_\_\_\_\_ NOTES \_\_\_\_\_ APPROVAL \_\_\_\_\_

### ORDERING/SPECIFYING INFORMATION:

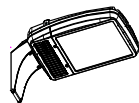
EXAMPLE: ARM L 22 TFL UNV



### SPECIFICATIONS



### OPTIONS/ACCESSORIES



AM Arm Mount



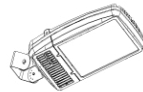
SF 90° Slip Fitter



LY Large Yoke



ASF Adjustable Slip Fitter



UB U-Bracket



WB Wall Bracket



HSS House Side Shield

Specifications Subject to Change

