

WPM Series

Medium Glass Wall Pack



WPM Series

SPECIFICATIONS

- Die Cast Aluminum Housing
- Prismatic Borosilicate Glass Lens
- Aluminium Reflector
- Bronze Powder Coat Finish, Optional Custom Color
- HID Porcelain Medium Base 4KV Socket or CF Plug In Type, GX24Q (Non LED)
- Multiple Light Source Options
- 3K, 4K or 5K LED Color Options
- Universal Volt LED Driver with Optional Dimming
- Optional Emergency Battery (CF/LED)
- Optional Surge Protection
- Optional Vandal Guard, Wire Guard, Glare Shield and Full Cut Off

APPLICATIONS

- General Area, Facade Lighting, Entry Lighting
- Platforms, Walkways, Parking, Tunnels
- Schools and Universities
- Commercial, Warehouse, Industrial Facilities

ELECTRICAL

- 120V: HPS 35W, 50W, 70W, 100W & 150W
- 120-277: CF 26W, 32W, 42W, 52W, 64W & 84W & LED 41W
- Quad Volt: HPS or MH 50W, 70W, 100W & 150W

INSTALLATION

- Mounts Over Recessed Box or with Surface Conduit

CERTIFICATIONS/LISTINGS

- CSA Listed
- Listed for Wet Locations



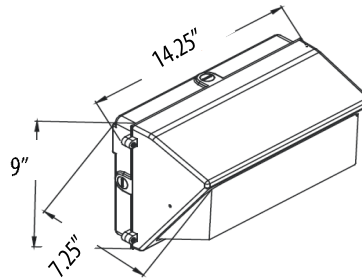
PROJECT _____ TYPE _____

QTY _____ NOTES _____ APPROVAL _____

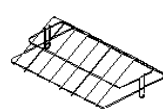
ORDERING/SPECIFYING INFORMATION:

WPM					
Series					Options
	Light Source				L Lamped
	H High Pressure Sodium				EM 90 Min Battery (CF/LED)
	M Metal Halide				D10 0-10V Dimming (LED)
	F Compact Fluorescent				SP Surge Protection
	L Light Emitting Diodes				GS Glare Shield
					FC Full Cut Off
					VG Vandal Guard
					WG Wire Guard
					CC Custom Color
		Watts			
		HPS MH CF 2CF LED			
		35 50 26 52 41			
		50 70 32 64			
		70 100 42 84			
		100 150			
		150			
				Volts	
				120 120V	
				UNV 120-277V	
				Q 120/208/240/277V	

SPECIFICATIONS



OPTIONS/ACCESSORIES



WG Wire Guard



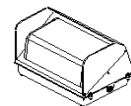
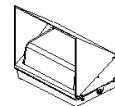
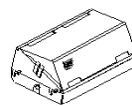
VG Vandal Guard



FC Full Cut Off



GS Glare Shield



Specifications Subject to Change

