



WPG Series

SPECIFICATIONS

- Die Cast Aluminum Housing
- Borosilicate Molded Glass Lens
- Internal Aluminum Reflector (Non LED)
- Bronze Powder Coat Finish, Optional Custom Color
- HID Porcelain Medium Base 4KV Socket or CF Plug-In Type, GX24Q (Non LED)
- Stainless Steel Hardware
- Multiple Light Source Options
- 3K, 4K or 5K LED Color Options
- Universal Volt LED Driver with Optional Dimming
- Optional Photocell
- Optional Surge Protection
- Optional Wire Guard

APPLICATIONS

- General Area, Facade Lighting, Entry Lighting
- Platforms, Walkways, Parking, Tunnels
- Schools and Universities
- Commercial, Warehouse, Industrial Facilities

ELECTRICAL

- 120-277V: LED 19W & CF 26W, 32W, 42W, 52W, 64W & 84W
- 120V: HPS 35W, 50W, 70W 100W & 150W
- Quad Volt: HPS 50W, 70W, 100W & 150W
MH 50W, 70W & 100W

INSTALLATION

- Mounts Over Recessed Box or with Surface Conduit

CERTIFICATIONS/LISTINGS

- CSA Listed
- Listed for Wet Locations



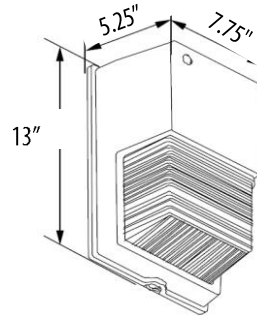
PROJECT _____ TYPE _____
 QTY _____ NOTES _____ APPROVAL _____

ORDERING/SPECIFYING INFORMATION:

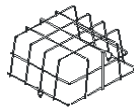
EXAMPLE: WPG M 100 Q L

WPG					
Series					
	Light Source			LED Color	Options
	M Metal Halide			___ Non LED	L Lamped
	H High Pressure Sodium			30K 3000K LED	PC Photocell
	F Compact Fluorescent			40K 4000K LED	D10 0-10V Dimming (LED)
	L Light Emitting Diodes			50K 5000K LED	SP Surge Protection
					WG Wire Guard
					CC Custom Color
		Watts		Volts	
		MH HPS CF 2CF LED		120 120V	
		50 35 26 52 19		UNV 120-277V	
		70 50 32 64		Q 120/208/240/277V	
		100 70 42 84			
		100			
		150			

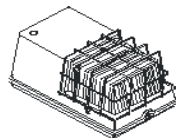
SPECIFICATIONS



OPTIONS/ACCESSORIES



WG Wire Guard



Specifications Subject to Change

